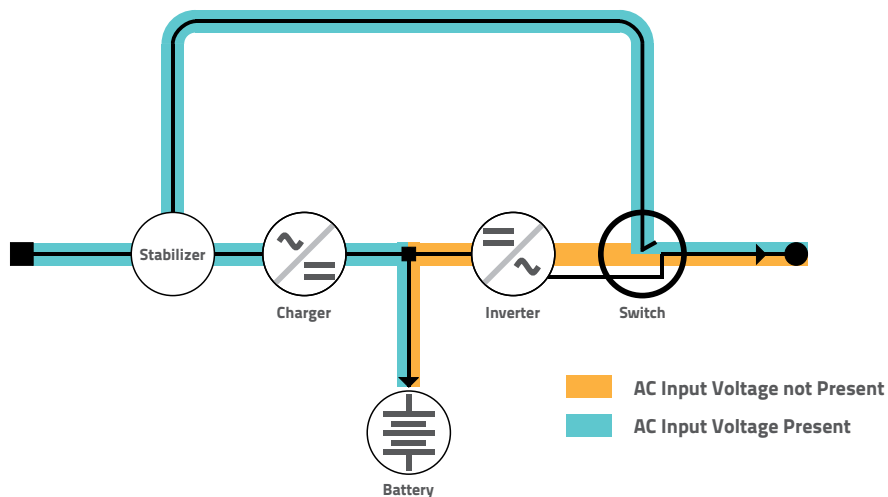


Uninterruptible Power Supply



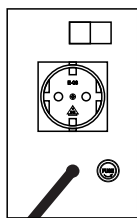
- EMI / RFI Filter
- Build in Stabilizer
- Audible and Visual Indicator
- Build in SLA Battery
- Level Battery Indicator
- Support Full Load (EOD)
- Compact Design
- Network (RJ45) Protector
- Compact Size and Lightweight
- Easy to Use
- High Efficiency
- High Reliability



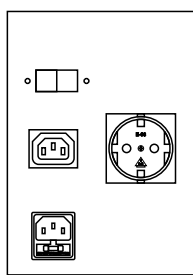
Protect your computer and sensitive equipments from any electrical disturbance.

ITEM		UNITS	SPECIFICATION					REMARKS
MODEL			CT382B	CT682B	CT1082B	CT1382B	CT1682B	
CAPACITY		VA/W	600/300	1200/600	2000/1000	2600/1300	3200/1600	MAXIMUM
AC INPUT	VOLTAGE	V	160 ~ 250					
	CURRENT	A	1.6	2.9	4.8	6.2	7.7	MAX. LOAD & CHARGER
	FREQUENCY	Hz	50 ± 3					
	PROTECTION	A	3.15	6.3	10			FUSE
DC INPUT	INTERNAL BATTERY		1 x 12V, 7AH	2 x 12V, 7AH	3 x 12V, 7AH	4 x 12V, 7AH	5 x 12V, 7AH	SEALED LEAD ACID BATTERY
	PROTECTION	A	30	50				
INVERTER OUTPUT	WAVE FORM		SYNTHESIZED SINEWAVE					PWM
	VOLTAGE	V	220 ± 5%					
	FREQUENCY	Hz	50 ± 1%					
	EFFICIENCY	%	> 80					
CHG	TYPE		CONSTANT VOLTAGE					
	VOLTAGE	V	13.5	27.0	40.5	54.0	67.5	
	CURRENT	A	1.5					MAXIMUM
TRANSFER TIME		ms	≤ 4					
BACK UP TIME		min	10					DEPENDING ON LOAD
INDICATOR			LED & BUZZER					
OPERATION TEMPERATURE		°C	0 ~ 40					
DIMENSION		mm	340x95x145	390x145x195	434x175x230	445x175x230		D x W x H
WEIGHT		Kg	6	14	20.3	23.5	28	NETTO
			7	15	22	25	30	GROSS

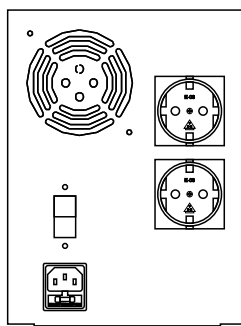
SPECIFICATIONS ARE SUBJECT TO CHANGE WITHOUT PRIOR NOTICE.



REAR PANEL
CT382B



REAR PANEL
CT682B



REAR PANEL
CT1082B, CT1382B,
CT1682B

Contact Person



481-4120010-111